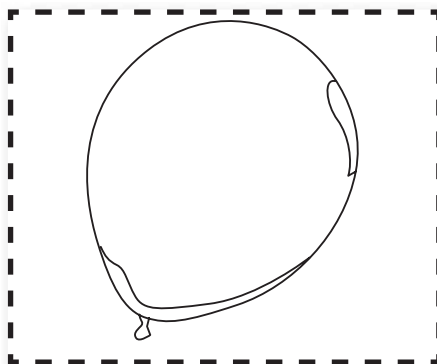
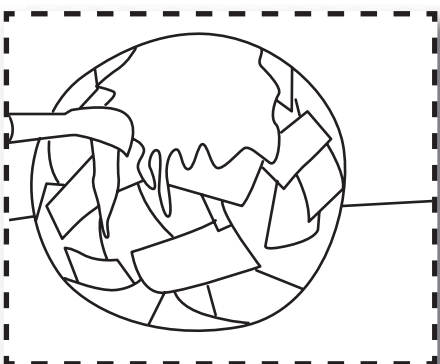
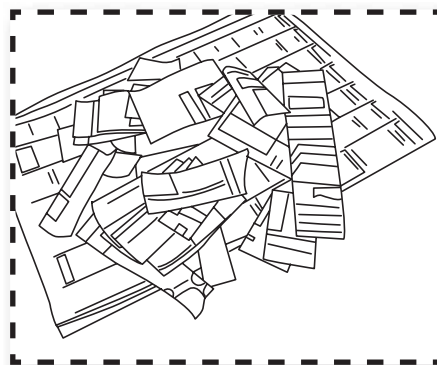
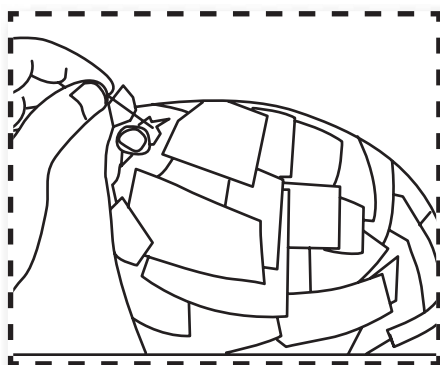

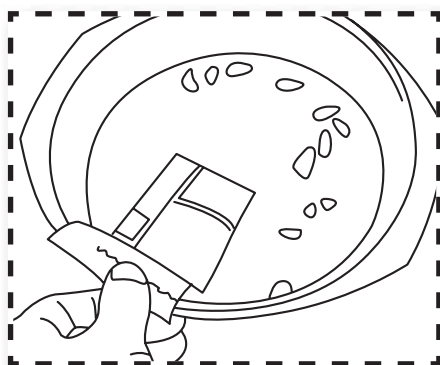



# 12 h Balloon Fun

Name \_\_\_\_\_

1. Cut out and place the pictures in the correct order to show how to make a piggy bank.



## 12 h Balloon Fun

Name \_\_\_\_\_


1. Draw the hat, bowl, and mask from the text. Circle the part of each that makes it different from the others.
2. Complete the sentence. The missing word is the part that you should have circled in the picture.



He made a \_ \_ \_ \_ for his hat.



He made a \_ \_ \_ \_ for it.



When it was dry, he put on a \_ \_ \_ \_.